



• **RUGGED**

• **STURDY**

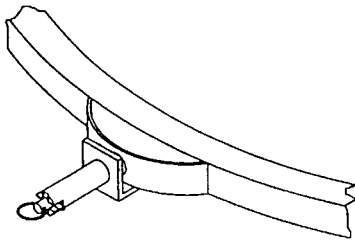
• **LONG LASTING**

The Carousel rotates materials 360° with the assistance of an operator. Now loading and unloading operations can be done more efficiently with less fatigue and risk of back injury. The carousel may be added to an existing work bench, scissor table or simply placed on the floor. Constructed from two pieces of rolled structural angle. A series of roller bearings transfer the load smoothly and evenly to the supporting surface. Four guide rollers keep the rings aligned. The overall height of the carousel is only 2-1/4".



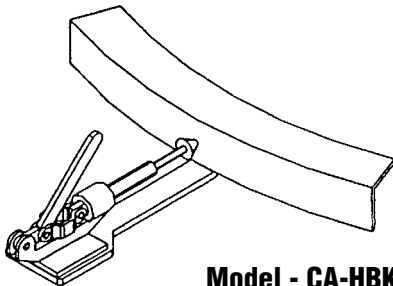
**DETENTS:**

**Hand Operated Locking Detent**  
(Factory Installed)



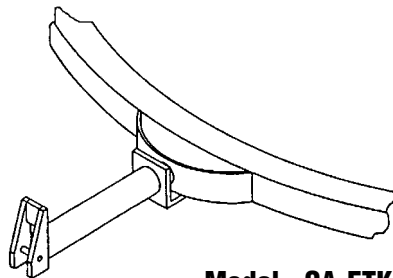
**Model - CA-HOD**

**Hand Operated Manual Brake**  
(Field Installed)

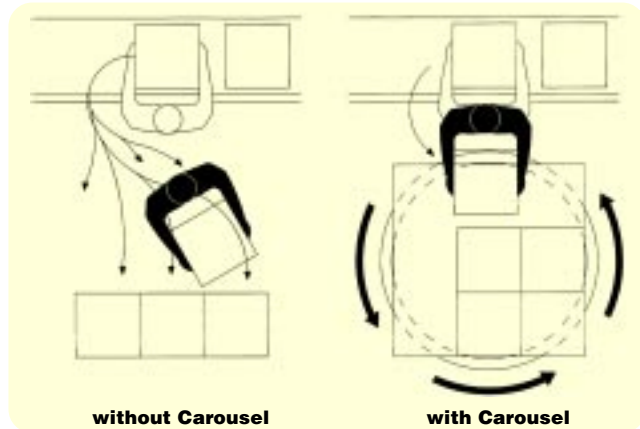


**Model - CA-HBK**

**Foot Operated Locking Detent**  
(Factory Installed)



**Model - CA-FTK**



MODEL #	DIAMETER	CAPACITY	WEIGHT
CA-30-2	30"	2,000 lb.	30 lb.
CA-30-4	30"	4,000 lb.	33 lb.
CA-36-2	36"	2,000 lb.	36 lb.
CA-36-4	36"	4,000 lb.	39 lb.
* CA-40-2	40"	2,000 lb.	40 lb.
* CA-40-4	40"	4,000 lb.	44 lb.
* CA-40-6	40"	6,000 lb.	48 lb.
CA-48-2	48"	2,000 lb.	48 lb.
CA-48-4	48"	4,000 lb.	51 lb.
CA-48-6	48"	6,000 lb.	55 lb.
CA-60-2	60"	2,000 lb.	60 lb.
CA-60-4	60"	4,000 lb.	63 lb.
CA-60-6	60"	6,000 lb.	66 lb.
CA-72-2	72"	2,000 lb.	72 lb.
CA-72-4	72"	4,000 lb.	75 lb.
CA-72-6	72"	6,000 lb.	79 lb.

\* Available in Stainless Steel Rings

**OPTIONS:**

**TOP PLATE**

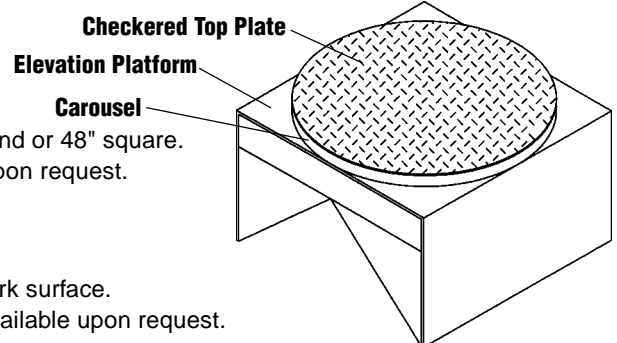
Model CA-TP-4848

This 1/4" tread or smooth *Top Plate* is available in either 48" diameter round or 48" square. Unit is welded to carousel for additional stability. Other sizes available upon request.

**ELEVATION PLATFORM**

Model CA-BASE-12 or CA-BASE-24

The *Elevated Base* is used when you need to add extra height to your work surface. Available in 12" or 24" heights. Platform size 40"W x 40"L. Other sizes available upon request.

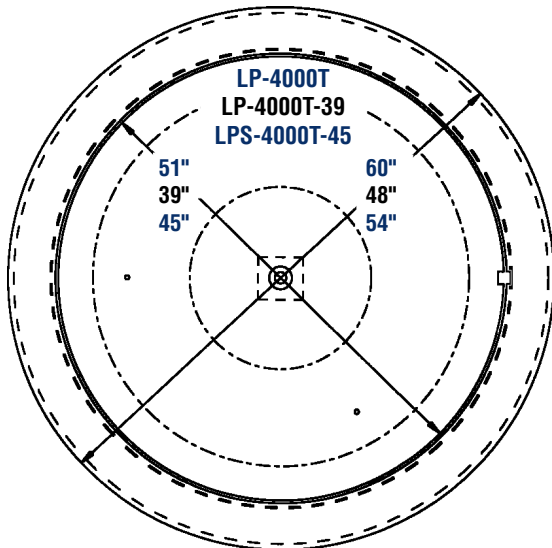


# LOW PROFILE - PALLET JACK ACCESSIBLE - CAROUSEL

# THIN SPIN



The Low-Profile design is ideal for use with Pallet Trucks.



**7/8" High**



Models **LP-4000T**  
**LP-4000T-39**  
**LPS-4000T-45**

**W**hen confronted with minimum floor space and only a hand pallet truck, the *Thin Spin* low-profile carousel is ideal for loading and unloading pallet applications. The *Thin Spin* is pallet truck loadable because of sleek 7/8" overall height. The effective ramping length is 4-3/8"; resultant slope is a mere 11°. A safety detent lock restricts carousel rotation when not in use.



Increase Productivity by Mounting this **THIN SPIN** to an Extra Low-Profile Scissor Lift. Series (EHLTX)

## SPECIFICATIONS:

- **All Steel Construction**
- **Capacity - 4,000 lbs.**
- **Height - 7/8"**

### Model: LP-4000T

- ✓ Usable Diameter - 51"
- ✓ Overall Diameter - 60"

### Model: LP-4000T-39

- ✓ Usable Diameter - 39"
- ✓ Overall Diameter - 48"

### Model: LPS-4000T-45

- ✓ Usable Diameter - 45"
- ✓ Overall Diameter - 54"



Vestil Manufacturing Company

Ph.

E-mail [sales@mh-partners.com](mailto:sales@mh-partners.com)  
Website: [www.mh-partners.com](http://www.mh-partners.com)

Distributed By: Indoff - mh-partners