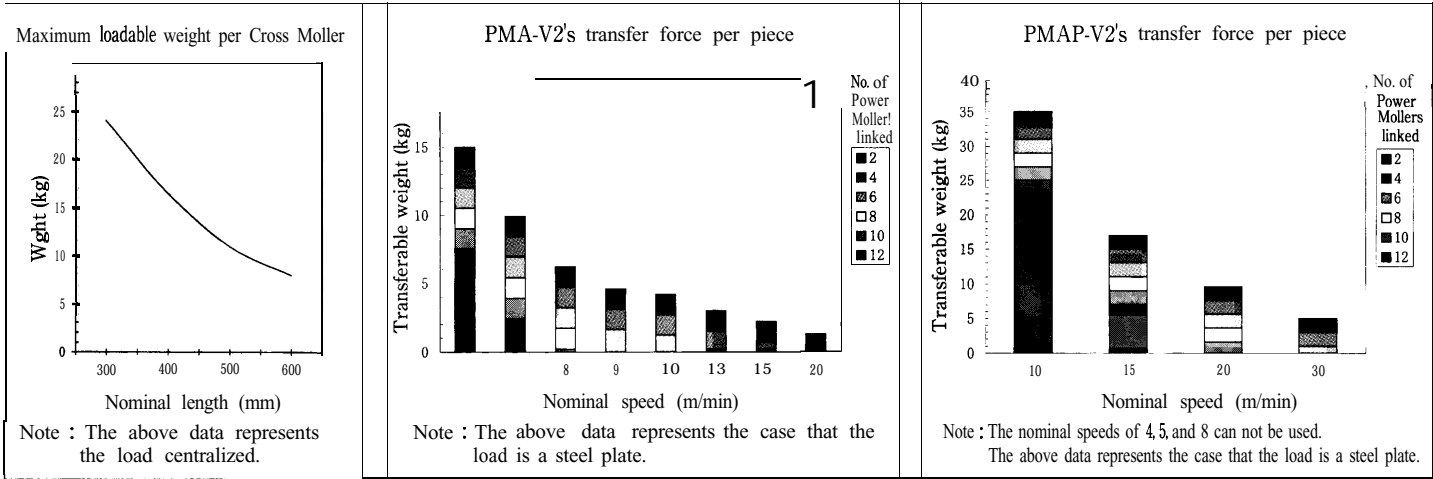
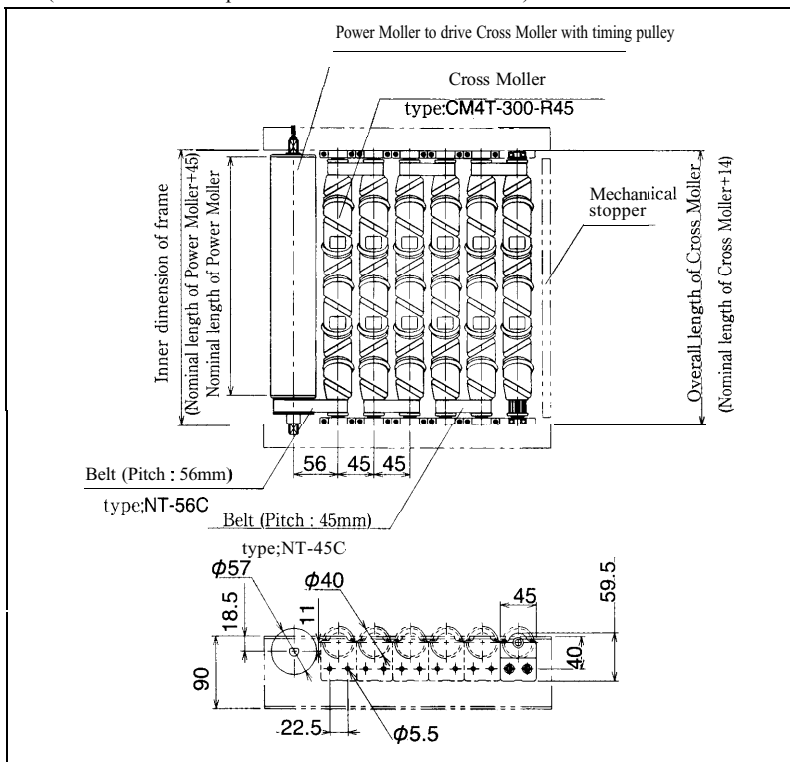


@Reference Data for Cross Moller Selection



@Dimensions of Assembled Unit

(in case of 45mm pitch between the Cross Mollers)



@Designation

~ Cross Moller ~

CM4T-*Cross Moller* R (right) Cross Moller
Nominal Length(mm) L (left) pitch(mm)

(Example) CM4T-300-R45

- * Standard length are 300, 400, 500, and 600 mm, and each length can be extended at 25 mm increment.
- * For the length more than 600 mm, the rollers are to be set in double tracks, using a support plate set in the middle.
- * Brackets and a belt are supplied as standard. (Standard pitch is 45, 79, and 102mm)

-Power Moller to drive Cross Moller-
(with timing pulley)

(Model No. of Power Moller) - CM4T

(Example) PMA-10-270-V2-CM4T


- * The Power Moller for Cross Moller is delivered with a belt as standard.

● The list of Setting Plate for Bracket

Pitch(mm) (between the Cross Mollers)	Type of Setting Plate for bracket	Remarks
45	BCM-45F	To be mounted on the first Cross Moller in Power Moller side.
	BCM-45C	Fix two brackets.
	BCM-45E	Fix a bracket.
79	BCM-79	Fix a bracket.
102	BCM-102	Fix a bracket.

● Options

Bracket setting plates (2 pcs) Support plate set
(Example) SPCM-800-M-E-6-45



Designation of Support Plate Set

(Example) SPCM-800-M-E-6-45

① ② ③ ④ ⑤

① Nominal length of Cross Moller × 2	③ E : For Corners M : For Branches
② M : Aluminum Frame Type M D : Aluminum Frame Type D I : Aluminum Frame Type I	④ No. of Cross Mollers installed
	⑤ Cross Moller pitch(mm)

* Maximum length of SPCM is 1200mm.

* Any other optional parts such as Bracket (BCMOO), Belt (NT-45C, 56C, 79C, 102C) are available.

Indoff

www.mh-partners.com
sales@mh-partners.com